


# GRAIN PLATFORM KITS



## GRAIN HEADER COMPLETING KITS

### HEADER ADAPTER KITS

Application: 2100, 2300 Series Combines

#### CONVERSION KITS

Includes: Weldment and mounting hardware for header frame only

Part No. 87362990: 2010 or 2020 Flex Header

#### AHHC WITH FIELD TRACKER SENSOR ADAPTER KITS

Includes: Control module and harnesses with mounting hardware and I-sheets (2010 header sensors not included; order with header or sensor DIA kit)

Part No. 87455332: AHHC and Field Tracker sensor adapter package for 2020 headers on 2100, 2300 series combines. Includes control module and adapter harnesses. Sensors are included on 2020 headers as standard equipment.

Part No. 87455402: AHHC and Field Tracker sensor adapter package for 2010 headers on 2100, 2300 series combines. Includes control module and adapter harnesses. Header must be equipped with AHHC and field tracker sensor package ordered with the header for production or service parts.



Part No.  
87362990

# GRAIN PLATFORM KITS

## AXIAL-FLOW® COMBINE/HEADER COMPATIBILITY



### 1000 SERIES GRAIN HEADS

Application: Conversion to enable 1010, 1020 Grain Heads to fit 5088, 6088, 7088 and 5130, 6130, 7130

**1010 – 20, 25 AND 30 FT. VERSION**

**1020 – 17.5, 20, 22.5, 25 AND 30 FT. VERSION**

PART NO.	DESCRIPTION	APPLICATION
47625484	Feeder Lift Cylinder	1010 and 1020 Series
87552504	Hydraulic Adapter Kit	1010 and 1020 Series
87336803	Sliding Pin Latch Kit	1010 and 1020 Series
125959A1	Slow Down Pulley	1010 Series
126012A1	Slow Down Pulley	1020 Series
247426A1	Belt	1010 and 1020 Series
87374406	Combine Feeder Face	1010 and 1020 Series

Application: Field Installed parts to convert a 1010 and/or 1020 header to operate on a 5088, 6088, 7088 combine

PART NO.	DESCRIPTION	APPLICATION
87552504	Hydraulic Adapter Kit	1010 – 20, 25 & 30 ft. Versions; 1020 – 17.5, 20, 22.5, 25 & 30 ft. Versions
87336803	Sliding Pin Latch Kit	1010 – 20, 25 & 30 ft. Versions; 1020 – 17.5, 20, 22.5, 25 & 30 ft. Versions
125959A1	Slow Down Pulley	1010 – 20, 25 & 30 ft. Versions
126012A1	Slow Down Pulley	1020 – 17.5, 20, 22.5, 25 & 30 ft. Versions
247426A1	Belt	1010 – 20, 25 & 30 ft. Versions
87374406	Combine Feeder Face	1010 – 20, 25 & 30 ft. Versions; 1020 – 17.5, 20, 22.5, 25 & 30 ft. Versions

### 2042, 2052 AND 2062 DRAPER HEADS

Application: Conversions to convert from one series combine to another, or if head was ordered with a generic adapter

PART NO.	DESCRIPTION
87430799, 87430802, & 87430810	From 21/23/2500 to 88/130 series, 10/20/230 series (45" in-feed deck)
87461691	From 21/23/2500 to 88/130 series, 10/20/230 series (56" in-feed deck) Complete kit contains all electrical, hydraulic and mechanical connections.
87430800, 87430798, & 87430809	From 88/130 series, 10/20/230 series to 21/23/2500 series (45" in-feed deck)

### 2010 AND 2020 GRAIN HEADS

Application: Conversion to fit 2010 and 2020 platforms on a 21, 23, 25 series combine

2010 PART NO.	2020 PART NO.	DESCRIPTION
87362990	87362990	Header Adapter – Includes weldment and mounting hardware only
	87455332	AHHC and Field Tracker Sensor Adapter Package – Includes control module and adapter harness. Sensors are included on 2020 header as standard equipment
	87455403	AHHC Adapter Kit Without Field Tracker – Includes control module and harnesses (2010 header sensors not included; order with header or sensor DIA kit)
87455402		AHHC and Field Tracker Sensors Adapter Package – Includes control module and adapter harnesses. Header must be equipped with AHHC and field tracker sensors
87455606		AHHC Adapter Kit Without Field Tracker – Includes control module and harnesses (2010 header sensors not included; order with header or sensor DIA kit)
87447947	87447947	Coupler Assembly and PTO Drive Line
87539791	87539791	Sliding Latch Pin with Field Tracker (combine side)
87539793	87539793	Sliding Latch Pin without Field Tracker (combine side)
87301386	87301386	Hydraulic Coupler Kit – For 1644, 1666, 1688 and newer combines

### 2010 AND 2020 GRAIN HEADS

Application: Conversion to fit 2010 and 2020 platforms on a 21, 23, 25 series combine

2010 PART NO.	2020 PART NO.	DESCRIPTION
87455606		AHHC Adapter Kit Without Field Tracker – Includes control module and harnesses (2010 header sensors not included; order with header or sensor DIA kit)

# GRAIN PLATFORM KITS

## AXIAL-FLOW COMBINE / HEADER COMPATIBILITY

### 2015 AND 2016 PICKUP HEADS

2009 Model Year was the last build of the 2015 pickup head. The 2016 fits the 88/130 series, 10/20/230 series. No kits are available at this time to convert to a 21/23/2500 series.

### 2142, 2152, 2162 DRAPER HEADS

Conversions to convert from one series combine to another, or if head was ordered with a generic adapter, are listed below.

PART NO.	DESCRIPTION
87557886	Completing package for 88/130 series, 10/20/230 series
87563623	Completing package for 23/2500 series and 88/130 series with legacy 23/2500 feeder conversion package installed

### 3016 PICKUP HEAD

Kits required to fit 3016 Pickup Header on a 21/23/2500 Series Combine are listed below.

PART NO.	DESCRIPTION
87539791	Sliding Latch Pin Kit – With Field Tracker
87539793	Sliding Latch Pin Kit – Without Field Tracker
87301386	Hydraulic Connector – Single Point Hydraulic Hookup

### 3020 FLEX HEADER

Conversion Kit and other requirements to fit 3020 Flex Header on a 21, 23, 2500 series combine are listed below.

KIT PART NO.	PART NUMBERS AND DESCRIPTIONS
84480201*	21/23/2500 Series
	Mechanical Components
	Electrical Components
	PTO Half Shaft
	Instruction Manual

\*Combine must be equipped with the following other required kits listed below.

OTHER REQUIRED KITS OR COMPONENTS	
87539791	Sliding Latch Pin Kit – With Field Tracker
87539793	Sliding Latch Pin Kit – Without Field Tracker
87301386	Hydraulic Connector – Single Point Hydraulic Hookup



### 4200/4400 CORN HEADS

PART NO.	DESCRIPTION
47663954	Converts a 4400 series corn head into a 4200 series corn head to fit on legacy combines
47368561	Converts a 4200 series corn head into a 4400 series corn head to fit on a new feeder interface combine





## GRAIN HEADER COMPLETING KITS

### ADJUSTABLE DESIGN

Application: Axial-Flow 2100, 2300, 2500 Series Combines

#### 2010 RIGID HEAD KITS

Part No. 87362990: Adjustable header frame adapter and mounting hardware (Adjustable to four positions for easier installation of different heads to combines).

Part No. 87455402: AHHC with Field Tracker adapter kit. Includes control module and harnesses (2010 header sensors not included; order with header or sensor DIA kit).

#### 2010 RIGID HEAD KITS

Part No. 87455606: AHHC adapter kit (without Field Tracker). Includes control module and harnesses (2010 header sensors not included; order with header or sensor DIA kit).

#### 2020 FLEX HEAD KITS

Part No. 87455403: AHHC adapter kit (without Field Tracker). Includes control module and harnesses (2010 header sensors not included; order with header or sensor DIA kit).

Part No. 87455332: AHHC with Field Tracker adapter kit. Includes control module and harnesses (2010 header sensors not included; order with header or sensor DIA kit).



Part No. 87455332

### CENTRALIZED HEADER LATCH KIT

Combine Kits Include: Cables, handle guards, springs, hardware and I-sheet

Header Kits Include: Engagement pins and mounting hardware

- Kits are designed to make it easier to attach various Case IH headers to Case IH Combines
- Kits mount to the left side of the feeder and has cables that connect to a pair of engagement pins that latch the header to the combine
- The centralized header latch is not compatible with Hillco equipped machines

### COMBINE KITS

PART NO.	APPLICATION
87539791	Combines with Field Tracker (Combine Half Fits 1400, 1600, 2100, 2300 Series)
87539793	Combines without Field Tracker (Combine Half Fits 1400, 1600, 2100, 2300 Series)

### HEADER KITS

PART NO.	APPLICATION
87336803	1000 Series Header
87368704	2000 Series Draper Heads
87337673	2200, 3200 Corn Heads
87352569	1000 Corn Heads

### COUPLER ASSEMBLY & PTO DRIVE LINE

Application: Install a 2000 Series Header onto a 2100/2300 Series Combine. Fits on combine half of coupler

Includes: The couplers, hydraulic connectors, hose, bracket, mounting hardware, PTO drive shaft, and I-sheets (Does not include header height control harness or control module)

Coupler (hydraulics, electrical) and PTO drive line. Designed for use with header conversion kit (Part No. 87362990).

Part No. 87447947



### EZ LATCH SINGLE LEVEL HYDRAULIC COUPLER KIT

Includes: Coupler assembly, hydraulic lines and hardware

- Kit is designed to make it easier to connect the hydraulics on the combine to the header
- Coupler for 1000 Series Headers, 2200 Corn Heads and mid-range Axial-Flow Combines
- Combine these kits with the centralized header latch kit for even greater convenience



PART NO.	DESCRIPTION/APPLICATION
87552504	Coupler Half for 1000 Series Headers
87301386	Coupler Half for 1644, 1666, 1688 (and later) Combines
87430799	MacDon 2000 Hydraulic and Electric
87557886	MacDon 2100 Hydraulic and Electric
87662931E	Coupler Half for 2200 Corn Head

### DRAPER MAINTENANCE KIT

Includes: Knife sections, guards and hardware



PART NO.	DESCRIPTION/APPLICATION
47702873	3152 & 3162 Drapers

### CENTER OVERLAP KIT

Application: 3020 Series

Part No. 47630061



# GRAIN PLATFORM KITS

## CROP DIVIDERS & ACCESSORIES


### CROP DIVIDER – SHORT

Application: 2000 Series Headers (2006 and earlier models)

Includes: Components for both LH and RH dividers

Recommended for short to medium standing crops.

Part No. 801462



### CROP DIVIDER – MEDIUM

Application: 2000 Series Headers (2007 and later models)

Includes: Components for both LH and RH dividers

Recommended for medium to tall standing crops.

Part No. 87548554



### CROP DIVIDER – LONG

Includes: Components for both LH and RH dividers

Recommended for medium to tall tangled crops.

PART NO.	APPLICATION
87053604	2000 Series Headers (2006 and earlier models)
87548556	2000 Series Headers (2007 and later models)



### CROP DIVIDER END ASSEMBLY

- Complete replacement end assembly for long dividers
- Fully-assembled – ready to install
- Poly point

PART NO.	DESCRIPTION	APPLICATION
B94154	LH	1000 Series Headers
B94155	RH	1000 Series Headers
87298163	LH	2000 Series Headers
87298164	RH	2000 Series Headers
84308791	RH and LH	3000 Series Headers



Part No.  
87298163

### POLY POINT KIT

Application: 1000 Series Headers

Part No. B95408



Part No.  
B95408

### TUBE KIT


Application: 1000 Series Headers

Part No. B95409

### ROD END DIVIDER

Application: 3020 Headers

Part No. 84325285



# GRAIN PLATFORM KITS

## CUTTING PARTS

### SEGMENTED SICKLE ASSEMBLIES



Application: 3020 metric headers

- Prevents shipping damage; overall shippable length of the complete assembly is no more than 9 feet
- OEM production quality components, the same supplier as current Case IH North American production assemblies is used
- Allows for replacement of only the damaged or worn-out sections for the segmented assembly
- Greater flexibility of dealer inventory; segmented sections can be added or subtracted to adjust the overall length of the sickle assemblies
- Overlapping re-enforcement joint, "Lickety-Split™" is actually stronger than the original knife back, allowing the final assembly to perform as well as a one-piece sickle



#### HARDWARE

BOLTED-3" COARSE SECTIONS			KNIFEHEAD			ASSEMBLY			SECTION BRIDGE			ASSEMBLY SEGMENTS		
COMPLETE SICKLE ASSEMBLY	PLATFORM LENGTH	NUMBER OF KNIFE SECTIONS	KNIFE SECTION	PART NO.	QTY	PART NO.	QTY	FASTENER LOCKNUT	PART NO.	QTY	HEAD	PART NO.	DESCRIPTION	QTY
47601030*	20" Split	80	87728905	84429101	9	87663841	145	84429102			84275285	47601019*	Head	1
		1	84543491	84429100	4							84585645	Center	1
				87663841	4							84585654	Tail	1
												84585647	Splice Kit	2
47601027*	25" Split	100	87728905	84429101	9	87663841	185	84429102	321848A1	16	84275285	47601016*	Head	1
		1	84543491	84429100	4							84585645	Center	1
				87663841	4							84585652	Tail	1
												84585647	Splice Kit	2
47601025*	30" Split	120	87728905	84429101	9	87663841	225	84429102	321848A1	32	84275285	47601016*	Head	1
		1	84543491	84429100	4							47501448	Center	1
				87663841	4							84585645	Center	1
												84585650	Tail	1
										84585647	Splice Kit	3		
47601042*	30" LH Split	58	87728905	84429101	9	87663841	99	84429102			84275285	47601019*	Head	1
		2	87470187	84429100	4	87470018	7					84585661	Center	1
		1	87470188	87663841	4							84585647	Splice Kit	1
47601041*	30" RH Split	57	87728905	84429101	9	87663841	92	84429102			84275285	47601021*	Head	1
		3	87470186	84429100	4	84429100	5					84585660	Tail	1
				87663841	4	87470018	6					84585647	Splice Kit	1
47601023*	35" Split	140	87728905	84429101	9	87663841	265		321848A1	48	84275285	47601016*	Head	1
		1	84543491	84429100	4							47501448	Center	1
				87663841	4							84585645	Center	2
												84585648	Tail	1
										84585647	Splice Kit	4		
47601044*	35" LH Split	68	87728905	84429101	9	87663841	119				84275285	47601019*	Head	1
		2	87470187	84429100	4	87470018	7					84585645	Center	1
		1	87470188	87663841	4							84585663	Tail	1
											84585647	Splice Kit	2	
47601043*	35" RH Split	67	87728905	84429101	9	87663841	112				84275285	47601021*	Head	1
		3	87470186	84429100	4	84429100	5					84585662	Tail	1
				87663841	4	87470018	6					84585647	Splice Kit	1

\*Connector block for sickles and head segments need to be purchased separately. To MY 2013 PN 84275917, Beginning MY 2014 PN 47390299

# GRAIN PLATFORM KITS

## CUTTING PARTS

### SEGMENTED SICKLE ASSEMBLIES (CONTINUED)

#### HARDWARE

BOLTED-3" FINE SECTIONS			KNIFEHEAD		ASSEMBLY			SECTION BRIDGE			ASSEMBLY SEGMENTS					
COMPLETE SICKLE ASSEMBLY	PLATFORM LENGTH	NUMBER OF KNIFE SECTIONS	KNIFE SECTION	PART NO.	QTY	PART NO.	QTY	FASTENER LOCKNUT	PART NO.	QTY	HEAD	PART NO.	DESCRIPTION	QTY		
47601031*	20" Split	80	87728899	84429101	9	87663841	145	84429102			84275285	47601020*	Head	1		
			84543491	84429100	4								84585646	Center	1	
				87663841	4									84585655	Tail	1
														84585647	Splice Kit	2
47601029*	25" Split	100	87728899	84429101	9	87663841	185	84429102	321848A1	16	84275285	47601017*	Head	1		
			84543491	84429100	4								84585646	Center	1	
				87663841	4									84585653	Tail	1
														84585647	Splice Kit	2
47601026*	30" Split	120	87728899	84429101	9	87663841	225	84429102	321848A1	32	84275285	47601017*	Head	1		
			84543491	84429100	4								84585644	Center	1	
				87663841	4								84585646	Center	1	
														84585651	Tail	1
														84585647	Splice Kit	3
47601040*	30" LH Split	58	87728899	84429101	9	87663841	99	84429102			84275285	47601020*	Head	1		
			84467292	84429100	4	87470018	7						84585659	Center	1	
			87470188	87663841	4								84585647	Splice Kit	1	
47601038*	30" RH Split	57	87728899	84429101	9	87663841	92	84429102			84275285	47601022*	Head	1		
			84467282	84429100	4	84429100	5						84585646	Tail	1	
				87663841	4	87470018	6						84585647	Splice Kit	1	
47601024*	35" Split	140	87728899	84429101	9	87663841	265		321848A1	48	84275285	47601017*	Head	1		
			84543491	84429100	4								84585644	Center	1	
				87663841	4								84585646	Center	2	
														84585649	Tail	1
														84585647	Splice Kit	4
47601034*	35" LH Split	68	87728899	84429101	9	87663841	119				84275285	47601020*	Head	1		
			84467292	84429100	4	87470018	7						84585646	Center	1	
			87470188	87663841	4								84585657	Tail	1	
													84585647	Splice Kit	2	
47601032*	35" RH Split	67	87728899	84429101	9	87663841	112				84275285	47601022*	Head	1		
			84467282	84429100	4	84429100	5						84585656	Tail	1	
				87663841	4	87470018	6						84585647	Splice Kit	1	

\*Connector block for sickles and head segments need to be purchased separately. To MY 2013 PN 84275917, Beginning MY 2014 PN 47390299



## CUTTING PARTS

### GENUINE CASE IH CUTTING PARTS

Components are engineered for superior compatibility and performance.


- Case IH sections are made from a high-carbon steel with an induction-hardened cutting edge for superior wearability
- Top serrated sections are self-sharpening for a cleaner, smoother cut

### BACK HARDENED SECTIONS

- The back edge of most Case IH sections deliver the same Rockwell hardness as the mating surface of the guard or wear plate
- The even wear-rate between the two mating surfaces eliminates the need for frequent adjustments



Case IH knife sections are made with a special hardening process throughout – in addition to the cutting edges, this process is used on the back to the same hardness as the header wear plates and guards. This ensures a well-balanced wearing of all the components.



### SECTIONS

PART NO.	DESCRIPTION	APPLICATION
86616529	3" End – RH Fine 14 Ser/Inch	2010 Headers
86616528	3" End – LH Fine 14 Ser/Inch	2010 Headers
86616527	3" Main – Fine 14 Ser/Inch	2010 Headers
86616693	3" End – RH Coarse 10 Ser/Inch	2020 Headers
86616692	3" End – LH Coarse 10 Ser/Inch	2020 Headers
86616689	3" Main – Coarse 10 Ser/Inch	2020 Headers
87728905	3" Main – Coarse	3000 Headers
87728899	3" Main – Fine	3000 Headers
47678533	3" Main – Coarse	2000 Drapers
1327448C1	3" Main – Fine	2000 Drapers
84242662	3" Main – Coarse	DH Drapers
84158455	3" Main – Fine	DH Drapers

### KNIFE ASSEMBLIES

PART NO.	DESCRIPTION	APPLICATION
86900832	LH 20 ft.	2020 Headers
86900833	RH 20 ft.	2020 Headers
86900834	LH 25 ft.	2010, 2020 Headers
86900835	RH 25 ft.	2010, 2020 Headers
86977981	LH 30 ft.	2010, 2020 Headers
86977982	RH 30 ft.	2010, 2020 Headers
87595600	LH 35 ft.	2020 Headers
87595601	RH 35 ft.	2020 Headers

## GUARD KITS

### GUARD KITS

Application: 1000 Series Headers

- Four-pack to repair two-foot sections or two-pack to repair one-foot sections.
- Kits with double heat-treated guard for longer life and improved toughness.



### 2-PACK GUARD KITS

PART NO.	DESCRIPTION
B95478	3" System Double Heat-Treated Guard
B95479	3" System

### 2-PACK GUARD KITS

PART NO.	DESCRIPTION
87298212	Kit with Adjustable Hold-Down Clip
87297170C	Adjustable Hold-Down Clip

### 4-PACK GUARD KITS

PART NO.	DESCRIPTION
B95278	3" System



# GRAIN PLATFORM KITS

## KNIFE SECTIONS

### CASE IH STA-SHARP™ & SUPER STA-SHARP SECTIONS

DEPOT

Application: 1020 Headers

Case IH Sta-Sharp and Super Sta-Sharp sections have a special design root serration to prevent excessive wear across the top. Complete selection of Sta-Sharp and Super Sta-Sharp sections available.

- High-carbon 1080 steel
- Induction hardened for extra-long wear
- Top-serrated sections have self-sharpening feature
- Available for 3" and 1-1/2" knife systems



Part No. 371618A2  
with Super Sta-Sharp Sections

### SUPER STA-SHARP SECTION KNIFE ASSEMBLIES

HEADER SIZE	3" SPLIT
15'	371613A2
16.5'	371617A2
17.5'	371618A2
20'	371619A2
22.5'	371620A2
25'	371621A3
30'	371622A3



# GRAIN PLATFORM KITS

## CUTTERBAR REBUILD KITS

### CUTTERBAR REBUILD KITS

**Includes:** Guards, hold-down clips, wear plates and hardware (kits may not include knife depending on ordering options)

Restore your grain header to "like new" performance with a complete cutterbar rebuild kit.

Select the knife of your choice: headed or headless for 1-1/2" or 3" systems, split knives for 3" and the section type best suited to your needs.



▲ 3" System

#### 1-1/2" CUTTERBAR KITS



Application: 1000 Series Headers

HEADER SIZE	PART NO. WITH KNIFE SUPER STA-SHARP SECTIONS	PART NO. W/O KNIFE
15'	B94009E	N/A
25'	B94014E	B92931E

#### 3" CUTTERBAR KITS FOR 1000 SERIES HEADERS



**Includes:** Guards, hold-down clips, wear plates and hardware (Kits may not include knife depending on ordering options)

HEADER SIZE	ONE-PIECE KNIFE SSS SECTIONS STD GUARDS	SPLIT KNIFE SSS SECTIONS STD GUARDS	SPLIT KNIFE SSS SECTIONS DHT GUARDS	SPLIT KNIFE SS HIGH SHOULDER SECTIONS STD GUARDS	W/O KNIFE STD GUARDS	W/O KNIFE DHT GUARDS
15'	B92858E	B95546	B95616	82797045	B92919E	N/A
16.5'	B92859E	N/A	N/A	N/A	N/A	N/A
17.5'	B92860E	B95548	B95617	82797046	B92921E	N/A
20'	B92861E	B95549	B95618	82797047	B92922E	B95636
22.5'	B92862E	B95550	N/A	82797048	B92923E	N/A
25'	*	B95551	B95620	N/A	B92924E	B95638
30'	*	B95552	B95621	N/A	B92925E	B95639

\* Recommend kit with split knife

#### 3" CUTTERBAR KITS FOR 2000 SERIES HEADERS



**Includes:** Guards, hold-down clips, wear plates and hardware (Kits may not include knife depending on ordering options)

HEADER SIZE	DRIVE	HOLD DOWN CLIP	MODEL	KIT W/O KNIFE	KIT W/ KNIFE
20' Flex	Double	Adjustable	2020	87297974	87297979
25' Flex	Double	Adjustable	2020	N/A	87297980**
30' Flex	Double	Adjustable	2020	87297976	87297981†
35' Flex	Double	Adjustable	2020	73340145	73340144†
20' Rigid	Single	Adjustable	2010	87297972	87297973
25' Rigid	Double	Adjustable	2010	87297977	87297982
30' Rigid	Double	Adjustable	2010	87297978	87297983

\*87297980 is used for headers BSN CBJ021301 (includes all HAJ)

\*\*87297981 is used for headers BSN CBJ021301 (includes all HAJ)

†73340144 is used for headers ASN CBJ021301

GRAIN PLATFORM KITS

CORN HEADER KITS

PICKUP HEADERS

MID-RANGE COMBINES

FLAGSHIP COMBINES

REMANUFACTURED PARTS

ACCESSORIES

# GRAIN PLATFORM KITS

## CUTTERBAR REBUILD KITS/ACCESSORIES



### CUTTERBAR REBUILD KITS (CONTINUED)

#### CUTTERBAR KITS FOR 3020 HEADERS



HEADER SIZE	STD GUARD SINGLE DRIVE W/O KNIVES	STD GUARD SINGLE DRIVE W/ KNIVES	STD GUARD DOUBLE DRIVE W/O KNIVES	STD GUARD DOUBLE DRIVE W/ KNIVES
20'	47761081	47762795	N/A	N/A
25'	47761082	47762798	N/A	N/A
30'	47761085	47762799	47761128	47762851
35'	47761119	47762849	47761129	N/A

#### CUTTERBAR KITS FOR 2142, 2152 & 2162 DRAPERS



PART NO.	DESCRIPTION
47865985	Single Drive w/ Knives, 30 ft. Fine
47866573	Single Drive w/ Knives, 30 ft. Coarse
47866566	Single Drive w/ Knives, 35 ft. Fine
47866574	Single Drive w/ Knives, 35 ft. Coarse
47866567	Single Drive w/ Knives, 40 ft. Fine
47866575	Single Drive w/ Knives, 40 ft. Coarse
47867111	Double Drive w/ Knives, 40 ft. Fine
47868154	Double Drive w/ Knives, 40 ft. Coarse
47867116	Double Drive w/ Knives, 45 ft. Fine
47868230	Double Drive w/ Knives, 45 ft. Coarse

#### CUTTERBAR KITS FOR 3152 & 3162 DRAPERS



PART NO.	DESCRIPTION
47795012	Assembly, Standard Guard w/o Knives, 30 ft.
47795016	Assembly, Standard Guard w/o Knives, 35 ft.
47795023	Assembly, Standard Guard w/o Knives, 40 ft.
47795024	Assembly, Standard Guard w/o Knives, 45 ft.
47795025	Assembly, Standard Guard w/ Knives, 30 ft.
47795026	Assembly, Standard Guard w/ Knives, 35 ft.
47795027	Assembly, Standard Guard w/ Knives, 40 ft.
47795028	Assembly, Standard Guard w/ Knives, 45 ft.



DEALER INSTALLED ACCESSORIES

### DIA KITS



PART NO.	DESCRIPTION	APPLICATION
87013358	Overlap Service Kit; Contains hardware and fine sections	2020 Grain Headers
87013359	Overlap Service Kit; Contains hardware and coarse sections	2020 Grain Headers
701401	Knife Head Bushing Service Kit; Contains shaft, hub and 2 retaining rings	2020 Grain Headers
87381879	Knife Drive Speed Up Kit	2020 Grain Headers
87053561	Reel Drive Chain Assembly	3020 Grain Headers



# GRAIN PLATFORM KITS

## CUTTERBAR ACCESSORIES/WOBBLE BOXES

### CUTTERBAR SUSPENSION KITS



Application: 3020 Series Headers

The cutterbar is supported and controlled by suspension support arms. The cutterbar ground pressure is controlled and maintained through a fully adjustable Case IH TerraFlex torsion block that is located between the main frame and the support arm. The torsion block tension can be adjusted by a manual adjustment screw on the back side of the header. Available as a field installed option, the TerraFlex torsion block tension can be controlled from inside the comfort of the cab. The cutterbar pressure, which is crucial for proper cutting, can now be tailored to fit all crop and ground conditions without sacrificing combine ground speed or crop cut quality.

Having the ability to adjust cutterbar tension is crucial to maximize header efficiency for different crops and ground conditions. For challenging field conditions, such as muddy or mellow soil, this option prevents the pushing of dirt in front of the cutterbar. "Pushing" is prevented by relaxing the cutterbar pressure in those types of conditions.

The standard Case IH manual cutterbar tension adjustment is very simple to adjust. Simply turn the adjustment screw clockwise to increase cutterbar down pressure, ideal in hard packed soil conditions. If less ground pressure is needed, such as in muddy conditions, simply turn the adjustment screw counter-clockwise. The low friction design of the TerraFlex suspension system ensures pressure settings are consistently maintained, minimizing the need for adjustment.



PART NO.	DRIVE
84427093	20 ft. Single Drive – Cutterbar Suspension Kit
84416272	25 ft. Single Drive – Cutterbar Suspension Kit
84416256	30 ft. Single Drive – Cutterbar Suspension Kit
84399161	35 ft. Single Drive – Cutterbar Suspension Kit
84495972	30 ft. Double Drive – Cutterbar Suspension Kit
84495970	35 ft. Double Drive – Cutterbar Suspension Kit

### KNIFE DRIVE ASSEMBLY



Application: 2000/3000 Series Headers

For minimum downtime and new performance, choose the complete replacement.

Part No. 85000175



### KNIFE REINFORCING KIT



Includes: 50 Straps/nuts/bolts (enough straps and hardware for a 30' knife)

Reinforcing straps for improved strength and durability in high-load applications.

Part No. 321849A2



### WOBBLE BOXES



For minimum downtime and new performance, choose the complete replacement.

Part No. 1316987C91



Part No. 398290A2E



### WOBBLE BOX REPAIR KIT



Application: 800/1000 Series\* (prior to 1995)

Includes: Bearings, shims and hardware

Part No. B95203

\* For boxes Part No. 1330048C91 and Part No. 1316987C91



PART NO.	DESCRIPTION	APPLICATION
1330048C91	Wobble Box; Does not include pulley	800 Series Headers
1316987C91	Wobble Box; Includes pulley	1000 Series Headers (prior to 1995)
398290A2E	Wobble Box; Oil bath	1000 Series Headers (1995 and later)

# GRAIN PLATFORM KITS

## CROP LIFTER KITS

### CROP LIFTERS

Application: 3152 & 3162 Headers

- Select the model that best suits your expectations, from a standard model to the highest specification model

PART NO.	DESCRIPTION
84332932	ASK Premium Model Crop Lifter
84134059	Highest Specification Model Crop Lifter
89815614	Standard Model Crop Lifter

84134059



Better sliding and longer wear-service life than standard model

89815614





Initially installed on early "high capacity" headers

### CROP LIFTER KITS

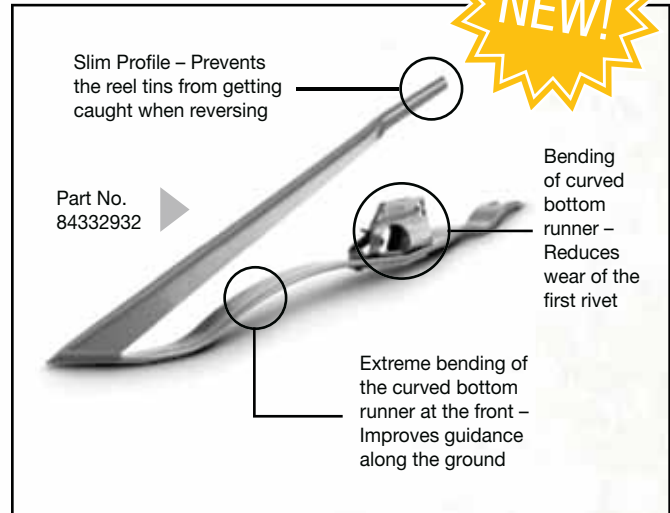
Application: 1000, 2000, 3000 Series Headers

- Designed to lift down crop for maximum cutting efficiency
- Manufactured from 5 mm thick spring steel for toughness and longer service life
- The locking clip can secure the lifter at three different heights for flexibility in a variety of crop conditions
- Attaches to forged guards on the following headers with the spacer spool and hardware included in the kit

APPLICATION	LIFTER KIT W/ SPOOL AND HARDWARE	REPLACEMENT LIFTER
Case IH 1000, 2000 Series Headers	87298403	87298400
Case IH 3000 Series Headers	84134152	84134059
Macdon Headers	87298404	87298401 
Honeybee Headers	87298405	N/A
All	87298406 (8 Spools and Hardware) 	-



Crop Lifter Kit



### DEALER INSTALLED ACCESSORIES

### CROP LIFTER/AUGER DIA KITS

Application: 3152 & 3162 Headers

PART NO.	DESCRIPTION
84160116	Crop Lifters STD Guard – 25'
84160118	Crop Lifters STD Guard – 25'
84134166	Crop Lifters STD Guard – 30'
84134170	Crop Lifters STD Guard – 30'
84143553	Crop Lifters STD Guard – 35'
84143555	Crop Lifters STD Guard – 35'
84394254	Crop Lifters STD Guard – 40'
84394255	Crop Lifters STD Guard – 40'
84394256	Crop Lifters STD Guard – 45'
84394261	Crop Lifters STD Guard – 45'
84599538	Upper Cross Auger – 25' Kit
84599539	Upper Cross Auger – 30' Kit
84599540	Upper Cross Auger – 35' Kit
84599541	Upper Cross Auger – 40' Kit
84599542	Upper Cross Auger – 45' Kit

# GRAIN PLATFORM KITS

## HEADER AUGER KITS / HEADER AUGER FINGER KITS

### AUGER BEARING KIT – DRIVE END

SHIP DIRECT

Application: 2000 Series Headers

Includes: Bearing, collar, flanges and mounting hardware

Part No. 87297943



### AUGER FINGER SHAFT BEARING KIT

DEPOT

Application: 2000 Series Headers

Includes: Bearing, flange, lock collar and mounting hardware

Part No. B96552C



### DRIVE SHAFT BEARING KIT

SHIP DIRECT

Application: 2000 Series Headers

Includes: Bearing, flange and mounting hardware

Part No. 87297938



### HEADER AUGER FINGER SERVICE KITS

DEPOT

Includes: Finger, guide, clip and hardware (unless otherwise specified)

PART NO.	DESCRIPTION	APPLICATION
B94601	Auger Finger Kit	800 Series Headers
B94602	Auger Finger Kit	800 Series Headers
B96216	Auger Finger Kit	1000 Series Headers
B96217	Auger Finger Kit – 6 Fingers	1000 Series Headers
B96218	Auger Finger Kit – 18 Fingers	1000 Series Headers
B96219	Deluxe Auger Finger Kit – One Finger, Hub, Guide, Clip and Hardware	1000 Series Headers
B96220	Auger Finger Conversion Kit – 18 Fingers, Guides and Hardware*	1000 Series Headers
B96221	Deluxe Auger Finger Conversion Kit – 18 Fingers, Guides, Hubs and Hardware*	1000 Series Headers
B96539C	Auger Finger Kit – Two Fingers, Guides and Hardware	2000 Series Headers (2005 and prior)
B96538C	Deluxe Auger Finger Kit – One Finger, Hub, Guide and Hardware	2000 Series Headers (2005 and prior)

\* Header Conversion Kits – Parts convert all auger fingers on the header from older style fingers to new improved style fingers

### HEADER AUGER FINGER SERVICE KITS

SHIP DIRECT

Includes: Finger, guide, clip and hardware (unless otherwise specified)

PART NO.	DESCRIPTION	APPLICATION
B96520	Auger Finger Complete Repair Kit	1000 Series Headers (2005 and prior)
87298139	Auger Finger Kit for 25' Full Finger Auger – 30 Fingers, Guides and Hardware	1000 Series Headers
87298140	Auger Finger Kit for 30' Full Finger Auger – 32 Fingers, Guides and Hardware	1000 Series Headers

\* Header Conversion Kits – Parts convert all auger fingers on the header from older style fingers to new improved style fingers



Part No. B94601 (above left)  
Part No. B94602 (above right)

Part No. B96216 (above left)  
Part No. B96219 (above right)

### FOR 2000 SERIES HEADERS (MODEL YEARS 2006-2008)

Long-wearing, heat-treated auger finger and hardware.

PART NO.	DESCRIPTION
87298867C	Two-Pack Kit
87298954C	Deluxe Finger Kit

PART NO.	DESCRIPTION
87298865	Complete Set – 25' Header
87298860	Complete Set – 20' Header



Part No. 87298864



# GRAIN PLATFORM KITS

## REEL REPAIR KITS

### REEL REPAIR KITS

Gather more grain when your 1000 or 2000 Series Pick-up Reel is in top shape and ready for tough harvest conditions. Reel repair kits offer:

**Convenience** – Key components and hardware in one kit

**Save time and cost effectiveness** – Save time and money

**Confidence** – Your reel will feed your valuable crop to your combine

### 1000 SERIES HEADER REELS (2005 AND PRIOR)

PART NO.	DESCRIPTION
B95647	Reel Arm Bushing Kit – Two Sides
B95642	Reel Arm Bushing Kit – One Side
B95643	Reel Arm Bushing Kit – For One Spider



▲ Part No. B95647



▲ Part No. B95642

Part No. B95643



Part No. B95624



### 1000 SERIES (AFTER 2005) AND 2000 SERIES HEADER REELS

PART NO.	DESCRIPTION
B95624	Reel Arm Bearing Kit
B95644	Reel Arm Bushing Kit – One Side
B95645	Reel Arm Bushing Kit – Two Sides
B95623	Reel Arm Bearing Kit – For One Spider



▲ Part No. B95645



▲ Part No. B95623



[partstore.caseih.com](http://partstore.caseih.com)

# GRAIN PLATFORM KITS

## TINE KITS

### TINE SERVICE KITS

**Includes:** Tine and mounting hardware

Tine service kits are available in either a bulk package, or a showroom ready skin card package. Please see table below for your options.

BULK PART NO.	BULK QTY.	SKIN CARD PART NO.	QTY.	APPLICATION
B93867	275	B94711	6	1000 Series Headers
B93866	500	B94712	6	1000 Series Headers
B93868	180	B94710	4	1000 Series High-Visibility Reel Headers
B95872	130	B95856	2	1000 Series Headers (2001 and Later) and 2000 Series Headers
B95857	25	-	-	1000 Series (2001 and Later) and 2000 Series Headers



Part No. B95856



Part No. B94710



Part No. B94711



Part No. B94712



Part No. B95857  
Twenty-five Pack



Large Bulk Pack

### CROP DEFLECTOR KIT

**Includes:** Fingers and hardware

Add to inside of divider to improve crop feeding away from knife.

PART NO.	DESCRIPTION
B95651	Crop Deflector Kit
399344A1	Individual Replacement Finger



Part No. B95651


### REEL TINE FLAP KIT

**Application:** Fits 3020 Series Draper Headers in 20', 25', 30' and 35' lengths; Fits 3162 Draper Header; Fits 2010 and 2020

**Includes:** Nine flaps and mounting hardware

Improves crop flow in light crops.

Part No. 86705199



GRAIN PLATFORM KITS

CORN HEADER KITS

PICKUP HEADERS

MID-RANGE COMBINES

FLAGSHIP COMBINES

REMANUFACTURED PARTS

ACCESSORIES

# GRAIN PLATFORM KITS

## ACCESSORIES

### PICK-UP BELT WITH TEETH INSTALLED

SHIP DIRECT

Convenient; save valuable time on belt installation.

PART NO.	APPLICATION
1977190C1E	1015 Headers
185527C93E	810 Headers



### HEADER SWEEP KIT

DEPOT

Application: 1000 Series Headers

Includes: Sweep plates and mounting hardware. Improves feeding.

Part No. 87016167



### AUTOMATIC HEADER HEIGHT CONTROL (AHHC) LINKAGE KIT

DEPOT

Application: 1400\*/1600\*/2100/2300 Series Combines

Includes: Parts to convert from a cable to a mechanical linkage to actuate the potentiometer on all 1020 headers

Part No. 434092A4E

- The mechanical linkage design has proven to be more reliable and durable
- Standard on all 2002 model 1020 headers

\* 1400 and 1600 series combines require harness kit Part No. 87412210E



## POLY SKID SHOES

**RUN YOUR HEAD CLOSER TO THE GROUND WITHOUT PUSHING AND PILING SOIL.**

### PREMIUM POLY SKID SHOES PREDRILLED

Cut to fit. Formed to shape. Counterbored holes.

Designed for a perfect fit.

These features prevent soil and debris build up on the underside of your combine head. The smooth, slick surface allows the head and cutterbar to run as low as possible, leaving the least amount of crop in the field.

**Tough. Durable. Slick. Lightweight.**

Skid Shoes made of UHMW poly have a molecular strength that provides abrasion and impact resistance for longer wear. Yet, they are lightweight and suitable for combines with larger heads.



### POLY-SKID SHOE KITS

DEPOT

FOR 1020 HEADERS

Includes: Two black poly center skid shoes and hardware.

LENGTH	2001 PART NO.	2000 & PRIOR* PART NO.
15'	N/A	B95880
17.5'	N/A	B95882
20'	B95876	B95883
22.5'	N/A	B95884
25'	B95878	B95885
30'	B95879	B95886



Poly-Skid Shoe Kit for 2001 Headers



# GRAIN PLATFORM KITS

## POLY SKID SHOE KITS POLY PROMO

### POLY STEEL COMBINATION KIT – 20" LENGTH DEPOT

Application: 1020 Headers, 2000 and before models

Requires Skid Shoe Kit, Part No. B95901

Part No. B95897



### SKID SHOE ACCESSORY PACKS DEPOT

PART NO.	DESCRIPTION
B95901*	Service Pack of Skid Shoes
B95902*	Service Pack of Skid Shoes
B95903	Service Pack of 20 Each 5/8" Pound Hammer Rivets
B95904	Service Pack of 20 each 3/4" Hammer Rivets
B95905	Hammer Rivet Bulk Pack – 5/8"
82797058	Hammer Rivet Service Pack – 1/2"
86548631	Hammer Rivet Bulk – 1/2"

\* For 1020 Headers (prior to 1995)



▲ Part No. B95901



▲ Part No. B95902



▲ Part No. B95904

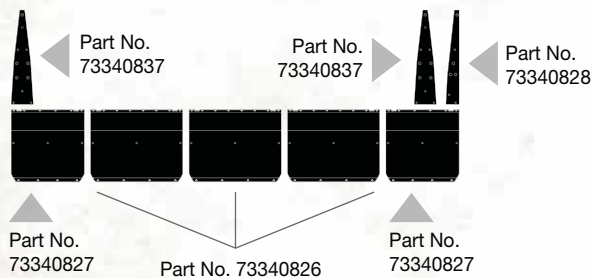
### POLY SKID SHOES – 1/4" THICK – BLACK SHIP DIRECT

FOR 2020 HEADERS, P/N BEFORE CBJ020001 (INCLUDING HAJ P/N'S)

PART NO.	DESCRIPTION
73340815	35' Head
73340816	30' Head
73340817	25' Head
73340820	20' Head

#### REPLACEMENT PARTS

73340826	Skid Shoe – Black 29" x 24"
73340827	Skid Shoe – Black 23" x 24"
73340828*	End Skid Shoe – Black 4.5" x 30"
73340837**	End Skid Shoe – Black 7" x 30"

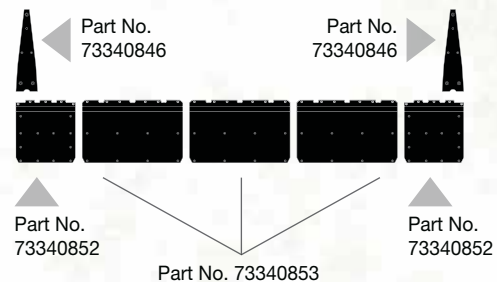


FOR 2020 HEADERS, P/N CBJ020701–CBJ021300

PART NO.	DESCRIPTION
73340839	35' Head
73340840	30' Head
73340841	25' Head
73340842	20' Head

#### REPLACEMENT PARTS

73340852	Skid Shoe – Black 17" x 18"
73340853	Skid Shoe – Black 29" x 18"
73340846	End Skid Shoe – Black 6.5" x 24"



# GRAIN PLATFORM KITS

## POLY SKID SHOE KITS POLY PROMO

### POLY SKID SHOES – 1/4" THICK – BLACK (CONTINUED)

SHIP DIRECT

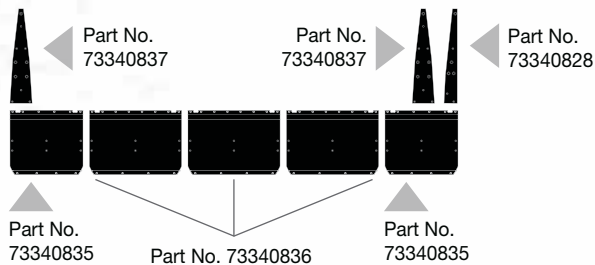
FOR 2020 HEADERS, P/N CBJ020001–CBJ020700

PART NO.	DESCRIPTION
73340831	35' Head
73340832	30' Head
73340833	25' Head
73340834	20' Head

#### REPLACEMENT PARTS

73340835	Skid Shoe – Black 23" x 21"
73340836	Skid Shoe – Black 29" x 21"
73340828*	End Skid Shoe – Black 4.5" x 30"
73340837	End Skid Shoe – Black 7" x 30"

\* Single drive end shoe \*\* Dual drive end shoe



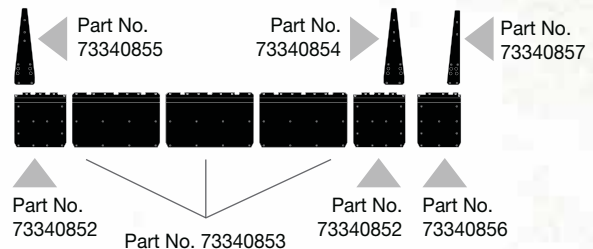
FOR 2020 HEADERS, P/N CBJ021301 AND LATER

PART NO.	DESCRIPTION
73340847	Dual Drive – 35' Head
73340848	Dual Drive – 30' Head
73340849	Dual Drive – 25' Head
73340850	Dual Drive – 20' Head

#### REPLACEMENT PARTS

73340852	Skid Shoe – Black 17" x 18"
73340853	Skid Shoe – Black 29" x 18"
73340854**	End Skid Shoe – Black – RH 7" x 25.5"
73340855**	End Skid Shoe – Black – LH 7" x 25.5"
73340856*	Skid Shoe – Black 14.5" x 18"
73340857*	End Skid Shoe – Black – RH 4.5" x 35"

\* Single drive end shoe \*\* Dual drive end shoe



### POLY SKID SHOES – 3/8" & 1/4" – BLACK SHIP DIRECT

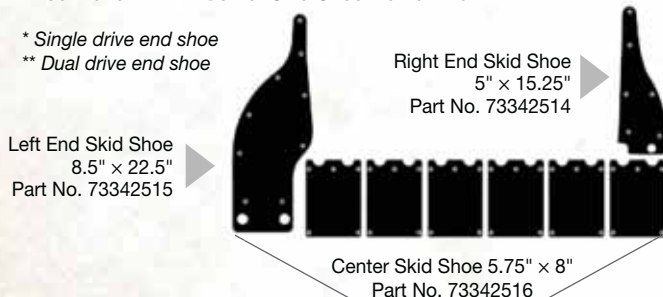
Application: 3020 Series Combine

PART NO.	DESCRIPTION
73342510	Case IH 3020 – 3/8" Molded Centers and 1/4" End Shoes – 35' Kit
73342511	Case IH 3020 – 3/8" Molded Centers and 1/4" End Shoes – 30' Kit
73342512	Case IH 3020 – 3/8" Molded Centers and 1/4" End Shoes – 25' Kit
73342513	Case IH 3020 – 3/8" Molded Centers and 1/4" End Shoes – 20' Kit

#### REPLACEMENT PARTS

73342514	Right End Skid Shoe – 5" x 15.25"
73342515	Left End Skid Shoe – 8.5" x 22.5"
73342516	Center Skid Shoe – 5.75" x 8"

\* Single drive end shoe  
\*\* Dual drive end shoe



### 2062 DRAPER HEAD POLY SKID SHOE KITS SHIP DIRECT

- 3/8" thick, white poly, pre-drilled shoes

PART NO.	DESCRIPTION
73340764	Case IH 2062 – 36' Pre-2006
73340765	Case IH 2062 – 30' Pre-2006
73340766	Skid Shoe – White 11.75" x 15"
73340767	Skid Shoe Triangle – White 17.25" x 23"
73340768	Skid Shoe – White 7.25" x 8.875"
73340769	Skid Shoe – White 3" x 18"
73340770	End Skid Shoe – White 5.875" x 8.875"
73340771	End Skid Shoe – White 5.875" x 7.125"
73343468	36 ft. ASN CCC0015328
73343469	30 ft. ASN CCC0015328



# GRAIN PLATFORM KITS

## POLY SKID SHOE KITS POLY PROMO

### 3152/3162 DRAPER HEAD POLY SKID SHOE KITS

SHIP  
DIRECT

PART NO.	DESCRIPTION
73343453	3152/3162 45 ft. Set
73343454	3152/3162 40 ft. Set
73343455	3152/3162 35 ft. Set
73343456	3152/3162 30 ft. Set
73343457	3152/3162 25 ft. Set

### 2142/2152/2162 DRAPER HEAD POLY SKID SHOE KITS

SHIP  
DIRECT

- 3/8" thick, white poly, pre-drilled shoes

PART NO.	DESCRIPTION
73343460	45 ft. Set
73343461	40 ft. Set
73343462	35 ft. Set
73343463	30 ft. Set



GRAIN PLATFORM KITS

CORN HEADER KITS

PICKUP HEADERS

MID-RANGE COMBINES

FLAGSHIP COMBINES

REMANUFACTURED  
PARTS

ACCESSORIES

DEALER INSTALLED ACCESSORIES

## HEADER DIA KITS DEPOT

PART NO.	DESCRIPTION	APPLICATION
87555846	Hyd. Toplink Package (Float Indicator, Angle Indicator, Selector Valve)	2142, 2152
87555849	Auto-Header Height Electrical Completion Package (for 2300, 2500, 7010, 8010, 5088, 6088, 7088, 7120, 8120 Series) Requires Float Indicator if not already installed.	2142, 2152
87555852	Adapter – Poly Skid for Transition Plate (Rigid HDR)	2142, 2152
47409959	C-Bar Plastic Wear Strips with Mounting Hardware (35 ft.)	2142, 2152, 2162
87555861	Outboard Skid Shoes with Poly	2142, 2152
87673215	Outboard Skid Shoes with Poly 2007 and Newer Units	2142, 2152
47409959	Inboard Skid Shoes with Poly	2142, 2152
87555863	Lodged Crop Reel End Finger Kit	2162
87557886	Combine CMPL Package for Generic Adapter (for 7010, 8010 and all 88 & 20 Series)	2142, 2152, 2162
87563623	Combine CMPL Package for Generic Adapter (for 2300, 2500 Series)	2142, 2152, 2162
87673217	Combine Header Rgd/Flex Coupler Kit (Coupler Kit between Adapter and Header)	2142, 2152, 2162
87673218	Knife Reversing Kit (for Knife reversing on combine)	2142, 2152, 2162
87673219	CA20 – 5088, 6088, 7088. 7010, 8010, 7120, 8120 Feeder Shim Kit (for units without hyd-lateral tilt face-plate)	2142, 2152, 2162
87673849	Float Indicator for Mechanical Center Link (Required if Auto Header Height is ordered)	2142, 2152
87403524	Switch Harness Hydraulic Header Tilt (2300, 2500)	2142, 2152
84499865	Auger Speed Up Kit	3152, 3162
47490777	Cutterbar Maintenance Tool	